

inGen Dynamics

FUTURENAUTS

PROGRAM CURRICULUM

Bridging the skill gap





inGen Futureonauts

6 Months Program

REACT

- **8-Week Live Project: Robot Software Application Development**
- **Week 1-2: Project Planning and Requirements Gathering**
- **Week 3-4: React.JS Application Development. Conducting research and analysis to define software requirements**
- **Week 5-6: React Native Mobile App Development**
- **Week 7-8: Node.JS Server Application Development**
- **Week 9-10: Full-Stack Integration and Testing Implementing state management and handling user interactions**
- **Week 11-12: Deployment and Documentation**

Software Engineer (React.JS, React Native, Node.JS)

Week 1-2: Introduction to Robot Software Engineering

Overview of robot software engineering and its role in AI and Robotics. Introduction to React.JS, React Native, and Node.JS frameworks. Understanding the fundamentals of front-end technologies (JavaScript, HTML5, CSS3)

Week 3-4: React.JS Development

In-depth study of React.JS framework and its core concepts. Building user interfaces and components using React.JS. Implementing state management and data flow in React.JS applications. Hands-on exercises and small projects to practice React.JS development

Week 5-6: React Native Development

Introduction to React Native framework for mobile app development. Building cross-platform mobile applications using React Native. Implementing navigation, UI components, and APIs in React Native. Developing and testing mobile apps on emulators and devices

Week 7-8: Node.JS Development

Understanding the basics of server-side development with Node.JS. Building RESTful APIs and server applications using Node.JS. Integrating databases and performing CRUD operations with Node.JS. Developing and deploying server applications using Node.JS

Week 9-10: Full-Stack Development and Integration

Combining React.JS, React Native, and Node.JS for full-stack development. Creating integrated web and mobile applications using the MERN stack. Implementing API communication and data synchronization between front-end and back-end. Testing, debugging, and optimizing full-stack applications

Week 11-12: Project Development and Deployment

Collaborative project development focusing on robot software engineering. Applying the knowledge gained throughout the internship program. Developing a complete software solution using React.JS, React Native, and Node.JS. Deploying the application to production and ensuring its functionality and performance.



inGen Futureonauts

6 Months Program

HARDWARE ENGINEERING

- **8-Week Live Project: Robot Hardware Design and Development**
- **Week 1-2: Project Planning and Requirements Gathering**
- **Week 3-4: PCB Design and Prototyping**
- **Week 5-6: Hardware Component Selection and Integration**
- **Week 7-8: Testing, Optimization, and Documentation**

Hardware Engineer (STM32, Microcontrollers, PCB, Motor Drivers)

Week 1-2: Introduction to Robotics and Hardware Engineering

Overview of robotics and its applications in various industries. Introduction to hardware engineering principles and best practices. Understanding the role of a hardware engineer in the robotics field. Familiarization with PCB design and manufacturing processes

Week 3-4: STM32F4 Microcontrollers and Board Bring-Up

In-depth study of STM32F4 microcontrollers and their applications in robotics. Understanding the basics of board bring-up procedures and debugging techniques. Hands-on experience with STM32F4 development boards and programming tools. Implementing simple projects to familiarize with the STM32F4 ecosystem

Week 5-6: Power Management and Energy Efficiency

Principles of power management in robotics systems. Designing power-efficient circuits and optimizing energy consumption. Exploring power management ICs and their integration into hardware designs. Practical exercises on power management techniques for robotics applications

Week 7-8: Sensor Technology for Robotics

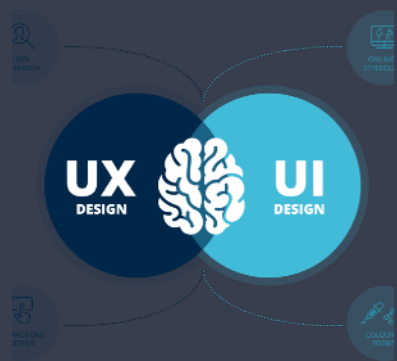
Understanding various types of sensors used in robotics. Integration of sensors with microcontrollers and hardware platforms. Calibration, data acquisition, and processing techniques for sensor inputs. Building sensor-based projects and analyzing real-time data

Week 9-10: Motor Drivers and Actuators

Fundamentals of motor drivers and their role in robotics systems. Selection and control of motor drivers based on motor types and specifications. Practical exercises on driving motors and controlling their speed and position. Integration of motor drivers with microcontrollers for robotic motion control

Week 11-12: Project Development and Integration

Collaborative project development focusing on hardware design and integration. Applying the knowledge gained throughout the internship program. Testing, debugging, and optimizing the hardware components of the project. Documentation and presentation of the project outcomes



inGen Futureonauts

6 Months Program

UX/UI AND SOCIAL ROBOTICS

- **8-Week Live Project: UI/UX Design for Robotics Products**
- **Week 1-2: Project Planning and Requirements Gathering**
- **Week 3-4: Wireframing and Prototyping**
- **Week 5-6: Visual Design and Styling**
- **Week 7-8: Usability Testing and Iteration**
- **Week 9-10: Implementation and Integration**
- **Week 11-12: Documentation and Presentation**

UX/UI and Social Robotics Engineer

Week 1-2: Introduction to UX/UI Design and Human Interface Principles

Overview of UX/UI design and its importance in human-robot interaction. Introduction to human interface design principles and Disney's 12 Principles of Animation. Understanding the role of UI in social robotics and AI products.

Week 3-4: TV UI Design and Neomorphic Design

Exploring TV UI design principles and best practices. Designing intuitive and engaging interfaces for TV-based platforms. Applying neomorphic design techniques to create modern and visually appealing UI

Week 5-6: Flat Design and Cross-Platform Consistency

Understanding flat design principles and its application in UI/UX design. Creating consistent UI across different platforms (web, mobile, TV). Implementing responsive design for seamless user experiences

Week 7-8: User-Centered Design and Human-Robot Interaction

Understanding user-centered design principles and methodologies. Applying user research techniques to inform UI/UX decisions. Designing UI that optimizes human-robot interaction and usability

Week 9-10: Tools and Prototyping

Hands-on experience with design tools such as Figma and Adobe Suite. Creating wireframes, mockups, and prototypes for UI/UX evaluation. Collaborating with cross-functional teams to iterate on design concepts

Week 11-12: Project Development and Refinement

Collaborative project development focusing on UI/UX design for robotics products. Incorporating feedback and usability testing to refine the UI/UX. Documenting the design process and presenting the final project outcomes



inGen Futureonauts

6 Months Program

DOCUMENTATION SPECIALIST

- **8-Week Live Project: Documentation for Product Launch**
- **Week 1-2: Project Planning and Scope Definition**
- **Week 3-4: Product Familiarization and Information Gathering**
- **Week 5-6: Document Creation and Review**
- **Week 7-8: Finalization and Delivery**

Documentation Specialist

Week 1-2: Introduction to Documentation in the Tech Industry

Overview of the role and responsibilities of a Documentation Specialist. Understanding the importance of clear and concise documentation in the tech industry. Introduction to different types of technical documentation and their purposes

Week 3-4: User Manual and Training Material Development

Learn how to create user manuals and training materials for AI and robotics products. Understanding the target audience and tailoring documentation to their needs. Collaborating with product developers and engineers to gather information and specifications

Week 5-6: Product Description and Marketing Collateral

Developing product descriptions that effectively communicate product features and benefits. Creating marketing collateral such as brochures and presentations. Applying storytelling techniques to engage and captivate the audience

Week 7-8: Documentation Process and Tools

Understanding the documentation process, from gathering information to finalizing documents. Familiarity with technical writing software and tools, such as Adobe FrameMaker or MadCap Flare. Applying best practices for organizing and structuring documentation for easy access and navigation

Week 9-10: Editing and Reviewing Documentation

Developing skills in editing and proofreading technical documentation. Collaborating with team members to review and provide feedback on documentation. Incorporating feedback and making necessary revisions for clarity and accuracy

Week 11-12: Documentation Quality Assurance and Maintenance

Implementing quality assurance measures to ensure documentation meets high standards. Creating a system for version control and document maintenance. Participating in documentation audits and updates to keep materials current and relevant



inGen Futureonauts

6 Months Program

QUALITY ASSURANCE (QA) SPECIALIST

- 8-Week Live Project: Quality Assurance for Product Launch
- Week 1-2: Project Planning and Scope Definition
- Week 3-4: Test Plan Development and Test Case Creation
- Week 5-6: Test Execution and Defect Management
- Week 7-8: Test Reporting and Documentation

Quality Assurance (QA) Specialist

Week 1-2: Introduction to Quality Assurance

Overview of the role and responsibilities of a QA Specialist. Understanding the importance of quality assurance in AI and robotics products. Introduction to industry standards and guidelines for quality assurance

Week 3-4: Test Planning and Documentation

Learn how to create comprehensive test plans and test cases. Understanding different types of testing, such as functional, performance, and usability testing. Documentation of test procedures and results for effective communication and tracking

Week 5-6: Manual Testing Techniques

Developing skills in manual testing methods and techniques. Understanding the importance of test coverage and test case prioritization. Performing manual tests on AI and robotics systems, identifying and documenting issues

Week 7-8: Automated Testing and Test Automation Tools

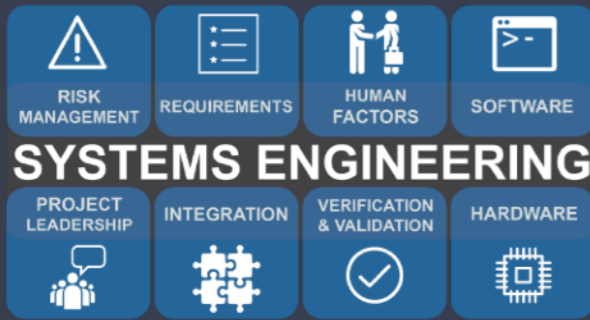
Introduction to automated testing and its benefits in QA processes. Hands-on experience with test automation tools, such as Selenium or Appium. Developing automated test scripts and executing them for efficient testing

Week 9-10: Defect Management and Issue Tracking

Understanding the defect lifecycle and the importance of effective issue tracking. Utilizing defect management tools to track and prioritize issues. Collaborating with development teams to ensure timely resolution of identified issues

Week 11-12: Continuous Improvement and QA Best Practices

Continual evaluation and improvement of QA processes. Implementing best practices for quality assurance in AI and robotics products. Conducting QA audits and reviews to identify areas for improvement



inGen Futureonauts

6 Months Program

SYSTEMS ENGINEERING ANALYST

- **8-Week Live Project: System Integration and Performance Optimization**
- **Week 1-2: Project Planning and Scope Definition**
- **Week 3-4: Subsystems Integration and Testing**
- **Week 5-6: Performance Analysis and Optimization**
- **Week 7-8: Project Documentation and Presentation**

Systems Engineering Analyst

Week 1-2: Introduction to Systems Engineering

Overview of the role and responsibilities of a Systems Engineering Analyst. Understanding the importance of systems integration in AI and robotics products. Introduction to system modeling and simulation tools for analysis and troubleshooting

Week 3-4: Subsystems Analysis and Coherence

Analyzing and evaluating the performance of different subsystems in AI and robotics products. Ensuring coherence and integration between subsystems for seamless operation. Identifying and resolving system-level issues and bottlenecks

Week 5-6: System Modeling and Simulation

Hands-on experience with system modeling and simulation tools. Using simulation techniques to evaluate system performance and optimize parameters. Analyzing system-level data and deriving insights for improvement

Week 7-8: Design and Manufacturing of Advanced Units

Understanding the design principles and considerations for autonomous rovers and humanoid robots. Participating in the design and manufacturing processes of advanced robotic units. Collaborating with cross-functional teams to ensure system-level requirements are met

Week 9-10: Quality Assurance and Product Testing

Implementing quality assurance processes for system-level testing. Developing test plans and test cases to validate system performance and functionality. Conducting thorough testing and documentation of test results

Week 11-12: Continuous Improvement and Systems Optimization

Continual evaluation and improvement of system performance and efficiency. Identifying opportunities for optimization and proposing solutions. Participating in post-project reviews and lessons learned sessions



inGen Futureonauts

6 Months Program

INDUSTRIAL DESIGN ENGINEER

- **8-Week Live Project: Robotics Product Design and Development**
- **Week 1-2: Project Planning and Objectives**
- **Week 3-4: Concept Development and Sketching**
- **Week 5-6: CAD Modeling and Simulation**
- **Week 7-8: Prototype Development and Testing**
- **Week 9-10: Manufacturing and Production Planning**
- **Week 11-12: Final Design Refinement and Presentation**

Industrial Design Engineer

Week 1-2: Introduction to Industrial Design in AI and Robotics

Overview of the role and responsibilities of an Industrial Design Engineer. Understanding the impact of industrial design on AI and robotics products. Introduction to design principles, aesthetics, and user-centered design

Week 3-4: CAD Software Proficiency

Introduction to CAD software for design and simulation purposes. Hands-on training in using CAD tools for designing AI modules and robots. Understanding parametric modeling, assembly design, and creating technical drawings

Week 5-6: Manufacturing Processes and Materials

Understanding different manufacturing processes and their implications for design. Exploring various materials and their properties for robotics and AI products. Quality control principles and ensuring design manufacturability

Week 7-8: Design for Efficiency and Safety

Designing AI modules and robots for efficiency, including optimization of power consumption and performance. Ensuring safety considerations in design, including risk assessment and mitigation strategies. Ergonomics and user experience considerations for ease of use

Week 9-10: Design Trends and Technologies

Researching and incorporating the latest design trends and technologies in AI and robotics. Exploring emerging design concepts and their potential applications. Integrating design with emerging technologies like machine learning and computer vision

Week 11-12: Prototyping and Testing

Developing design models and prototypes for testing and evaluation. Conducting usability tests and gathering user feedback for iterative design improvements. Iterating on the design based on testing results and refining the final design



inGen Futureonauts

6 Months Program

ROBOTIC OPERATING SYSTEM (ROS) ENGINEER

- 8-Week Live Project: ROS-based Robot Development
- Week 1-2: Project Planning and Requirements Gathering
- Week 3-4: ROS Software Development for Robot Control
- Week 5-6: Robot Perception and Manipulation with ROS
- Week 7-8: System Integration and Testing

Robotic Operating System (ROS) Engineer

Week 1-2: Introduction to Robotic Operating System (ROS)

Overview of the Robotic Operating System and its key components. Understanding the architecture and communication framework of ROS. Setting up the ROS development environment and basic ROS commands

Week 3-4: ROS Software Development

Introduction to ROS software development using Python and C++. Creating ROS packages, nodes, and topics. Implementing ROS messages, services, and actions

Week 5-6: Robot Perception and Control with ROS

Understanding computer vision and machine learning techniques in robotics. Integrating sensors and cameras with ROS for perception tasks. Controlling robot motion and behavior using ROS controllers and actions

Week 7-8: ROS System Integration and Collaboration

Collaborating with cross-functional teams for seamless integration of hardware and software components. Developing ROS interfaces for external systems and APIs. Implementing ROS navigation stack for robot localization and path planning

Week 9-10: Advanced ROS Concepts

Exploring advanced ROS concepts such as ROS middleware, multi-robot systems, and simulation tools. Leveraging ROS libraries and frameworks for complex robotic tasks. Optimizing ROS performance and troubleshooting common issues

Week 11-12: Project Development and Presentation

Working on a hands-on project to apply ROS concepts and develop a robotic system. Documenting the project development process and presenting the outcomes. Reflecting on the internship experience and discussing future career paths in robotics and AI



inGen Futureonauts

6 Months Program

MECHANICAL ENGINEER

- **8-Week Live Project: Mechanical System Design for Autonomous Rover**
- **Week 1-2: Project Planning and Requirements Gathering**
- **Week 3-4: Mechanical Design for Autonomous Rover**
- **Week 5-6: Integration of Mechanical Systems with AI Components**
- **Week 7-8: Manufacturing and Testing**

Mechanical Engineer

Week 1-2: Introduction to Mechanical Engineering in Robotics

Overview of mechanical engineering principles and their application in robotics. Understanding the role of mechanical engineers in the development of AI products and robots. Introduction to industry safety standards and corporate requirements in mechanical design

Week 3-4: Mechanical Design and Analysis

Learning CAD software and design techniques for mechanical systems. Analyzing mechanical systems for optimal functionality and durability. Understanding dynamics, motion control, and kinematics in robotics

Week 5-6: Integration of Mechanical Systems with AI Components

Collaborating with AI and software engineering teams to integrate mechanical systems with AI components. Identifying design considerations for seamless integration and performance optimization. Participating in design reviews and recommending improvements based on cross-functional feedback

Week 7-8: Design for Manufacturing (DFM) and Material Science

Understanding the principles of design for manufacturing (DFM) and its impact on production efficiency. Exploring material science and its influence on mechanical design and performance. Analyzing manufacturing processes and recommending improvements for cost-effective production

Week 9-10: Problem-solving and Innovation in Mechanical Engineering

Developing problem-solving skills through real-world mechanical engineering challenges. Exploring innovative approaches to overcome design and manufacturing constraints. Collaborating with the team to brainstorm and propose creative solutions

Week 11-12: Project Development and Presentation

Working on a hands-on project to apply mechanical engineering concepts and develop a robotic system or component. Documenting the project development process and presenting the outcomes. Reflecting on the internship experience and discussing future career paths in mechanical engineering and robotics.



inGen Futureonauts

6 Months Program

SENTINEL PRODUCT SUPPORT AND PYTHON ENGINEER

- **8-Week Live Project: Enhancing Sentinel AI Module Functionality**
- **Week 1-2: Project Planning and Requirements Gathering**
- **Week 3-4: System Analysis and Design**
- **Week 5-6: Python Development and Integration**
- **Week 7-8: Testing, Documentation, and Presentation**

Sentinel Product Support and Python Engineer

Week 1-2: Introduction to Sentinel AI Module

Overview of the Sentinel AI module and its role in AI and robotics. Understanding the key features and functionalities of the Sentinel AI module. Familiarization with the technical documentation and support resources for Sentinel

Week 3-4: Technical Product Support

Learning the process of providing technical support for the Sentinel AI module. Handling customer inquiries, troubleshooting issues, and providing solutions. Developing effective communication and customer service skills for product support

Week 5-6: System Performance Optimization

Understanding the key factors that impact system performance in the Sentinel AI module. Identifying and resolving performance bottlenecks and optimization opportunities. Conducting tests and analysis to ensure optimal system performance

Week 7-8: Python Development for AI and Robotics

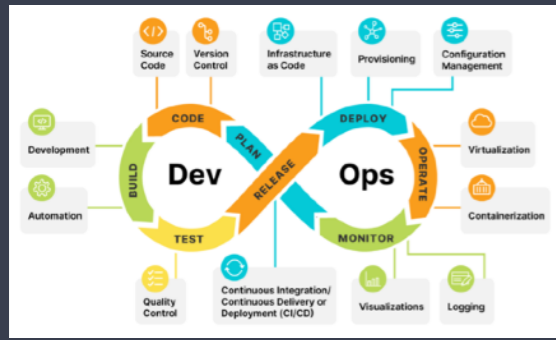
Deepening knowledge of Python programming language and its application in AI and robotics. Learning best practices for developing applications and systems using Python. Collaborating with the engineering team to develop and enhance Python-based functionalities for AI and robotics projects

Week 9-10: Troubleshooting and Debugging

Developing advanced troubleshooting and debugging skills for complex software systems. Applying problem-solving methodologies to identify and resolve software issues. Collaborating with the engineering team to address and resolve customer-reported issues

Week 11-12: Documentation and Continuous Improvement

Contributing to the improvement of technical documentation and knowledge base for Sentinel. Documenting troubleshooting processes and solutions for common issues. Reflecting on the internship experience and discussing future career paths in technical support and Python engineering for AI and robotics.



inGen Futureonauts

6 Months Program

DEVOPS SUPPORT ENGINEER

- 8-Week Live Project: Infrastructure Optimization and Deployment Automation
- Week 1-2: Project Planning and Analysis
- Week 3-4: Infrastructure Optimization
- Week 5-6: Deployment Automation
- Week 7-8: Documentation and Knowledge Sharing

DevOps Support Engineer

Week 1-2: Introduction to inGen Dynamics and DevOps

Overview of inGen Dynamics, its mission, and product portfolio. Introduction to DevOps principles, practices, and its role in software development. Familiarization with the Origami AI platform and its infrastructure

Week 3-4: Systems Engineering and AI Platforms

Understanding systems engineering principles and their application in AI platforms. Exploring the architecture and components of the Origami AI platform. Hands-on experience with setting up and configuring AI platforms for development and testing purposes

Week 5-6: Automation Tools and Configuration Management

Introduction to automation tools such as Ansible, Chef, or Puppet. Hands-on experience with scripting and programming for automation and configuration management. Applying automation techniques to streamline deployment and maintenance processes

Week 7-8: Infrastructure Management and Troubleshooting

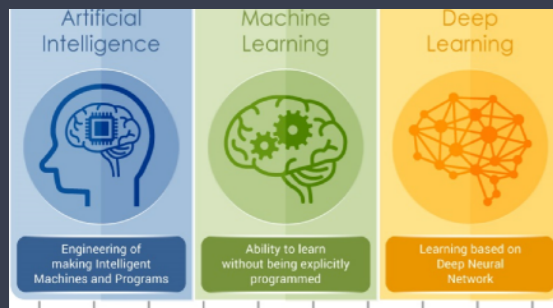
Understanding infrastructure management best practices and monitoring tools. Developing skills in identifying and resolving infrastructure-related issues. Collaborating with the engineering team to optimize system performance and reliability

Week 9-10: High-Volume Manufacturing and Development Processes

Exploring the challenges and considerations in high-volume manufacturing for AI and robotics products. Understanding the impact of efficient development processes on product quality and scalability. Participating in discussions on streamlining development processes for better efficiency

Week 11-12: Communication and Collaboration in DevOps

Developing effective communication skills to collaborate with technical and non-technical stakeholders. Participating in cross-functional collaboration with product development and engineering teams. Reflecting on the importance of a product-first mindset in DevOps practices.



inGen Futureonauts

6 Months Program

AI AND DEEP LEARNING ANALYST

- **8-Week Live Project: AI and Deep Learning Analysis**
- During the final 8 weeks of the internship program, the intern will work on a live project related to AI and deep learning analysis in the context of robotics. The specific project will be determined based on the company's ongoing research needs and the intern's areas of interest and expertise. The intern will be responsible for:
 - Developing AI algorithms and deep learning models for specific robotics applications.
 - Collecting and analyzing data to train and evaluate the models.
 - Collaborating with the engineering team to integrate the AI models into the robotics systems.
 - Testing and validating the AI-driven robotics solutions in real-world scenarios.

AI and Deep Learning Analyst

Week 1-2: Introduction to the company and the role of an AI and Deep Learning Analyst.. Familiarization with the company's robotics products and AI technologies.. Overview of AI algorithms, deep learning models, and their applications in robotics.. Introduction to programming languages commonly used in AI and deep learning (Python, Java, C++, etc.).. Assigned reading materials and research papers on AI and deep learning in robotics.

Week 3-4: Hands-on experience in developing AI algorithms and deep learning models.. Working with AI frameworks and libraries such as TensorFlow, PyTorch, or Keras. Collaborating with the engineering and product development teams to understand system hardware and software requirements. Participating in brainstorming sessions and contributing ideas for AI-driven robotics applications. Weekly progress updates and discussions with mentors.

Week 5-6: Collecting and analyzing large datasets for training and evaluating AI models. Experimenting with different deep learning architectures and techniques. Optimizing AI algorithms for performance and accuracy. Learning about robotics and automation technologies and their integration with AI. Assisting in the development and improvement of the Origami AI platform.

Week 7-8: Conducting research on emerging trends and advancements in AI and deep learning for robotics. Identifying patterns and insights from data analysis and effectively communicating findings. Presenting research findings and recommendations to the team. Collaborating with other interns and team members on AI-driven robotics projects. Participating in team meetings and discussions to contribute to project strategies.

Week 9-10: Participating in the design and implementation of AI algorithms for humanoid robots and autonomous rovers. Testing and validating AI models on real-world datasets and scenarios. Assisting in the refinement and optimization of system hardware and software. Documenting the development process, including code documentation and research reports. Conducting self-directed research under the guidance of mentors.

Week 11-12: Finalizing research reports and presentations based on the internship project. Presenting the internship project to the team and receiving feedback. Reflecting on the internship experience and sharing insights with mentors and peers. Conducting a self-assessment and receiving feedback from supervisors. Discussing potential career paths and further education in the field of AI and deep learning for robotics.



inGen Futureonauts

6 Months Program

ROBOTICS / MECHATRONICS ENGINEER

- **8-Week Live Project:**
- **Week 1-2:** Idea generation and planning. Identify a problem that a robot could solve.
- **Week 3-4:** Design and development. Prototype a solution with the team.
- **Week 5-6:** Testing and iterating. Refine your solution based on feedback.
- **Week 7:** Finalize the solution and prepare presentation
- **Week 8:** Presentation to senior management and stakeholders.

Robotics / Mechatronics Engineer

Week 1-2: Induction and Training

Overview of InGen Dynamics' vision, mission, and products. Introduction to company tools, robotics platforms, and software. Orientation with current projects and team members. Overview of the ROS (Robot Operating System). Python and C++ refresher courses

Week 3-4: Hands-On Learning

Basic tasks in robotics hardware integration and system integration. Initial trials in coding, debugging, and testing for robotic platforms. Shadowing senior engineers in various projects. AI and Machine Learning modules for robotics

Week 5-6: Intermediate Skills Development

Advanced modules in system integration. Assisting in AI modules and robotic hardware integration. Basic maintenance and troubleshooting of autonomous rovers. Familiarization with humanoid robots and restaurant robots

Week 7-8: Advanced Skills and Live Project Start

Working on advanced robotic solutions under guidance. Starting the live project (8-week project running parallel to the next phase)

Week 9-12: Specialization and Live Project Execution

Specializing in an area of interest (system integration, humanoid robots, autonomous rovers, AI modules, etc.). Completing the live project with the team. Presentation of the project to senior management



inGen Futureonauts

6 Months Program

AI ETHICS AND RESPONSIBLE INNOVATION ANALYST

- 8-Week Live Project: Analysis and Recommendation on AI Ethics for a Proposed AI Technology
- Week 1: Introduction to the AI Technology
- Week 2-3: Identification of Ethical Considerations
- Week 4-5: Research on Ethical and Legal Frameworks
- Week 6: Drafting Recommendations
- Week 7: Documenting the Findings
- Week 8: Presentation and Feedback

AI Ethics and Responsible Innovation Analyst

Week 1-2: Orientation and Training

Understanding the company culture, policies, and its mission towards the ethical use of AI and robotics.. Introduction to inGen Dynamics' AI technologies and robotics: Sentinel, Aido, Kaiser.Haus, and Origami.Training on ethical decision-making frameworks and legal aspects related to AI.

Week 3-4: Research and Learning

Investigate the current state of AI ethics, relevant legal frameworks, and societal implications.. Participate in workshops on ethical AI development. Regular meetings with the mentor for knowledge assessment and clarification of doubts.

Week 5-6: Project Planning and Preparation

Define the live project's scope, objectives, and deliverables, under the guidance of the supervisor.. Develop a project timeline and identify key milestones.

Week 7-8: Live Project Execution

Begin working on the live project - analyzing potential ethical, legal, and societal impacts of a proposed AI technology.Regular updates and feedback sessions with the project supervisor.

Week 9-10: Project Completion and Documentation

Finalize the live project, including drafting recommendations and guidelines for responsible AI innovation.Document the project process, findings, and outcomes.

Week 11-12: Evaluation and Presentation

Conduct a final presentation of the live project to the supervisor and relevant stakeholders.Receive feedback and participate in a performance review.Complete an exit interview and provide feedback on the internship program.